


18,414

FILED FOR RECORD  
at 1:00 o'clock P M

OCT 11 2023

BECKY LANDRUM  
County Clerk, Hunt County, Tex.  
By 

**Brittni Turner**  
**Hunt County Treasurer**  
  
**FY 23: Monthly Report, August 2023**

The Treasurers' Monthly Report includes money received and disbursed as well as funds invested and debt due by Hunt County. The Treasurer's Books and the Auditor's General Ledger agree. The Bank Statements have been reconciled and approved by the County Auditor.

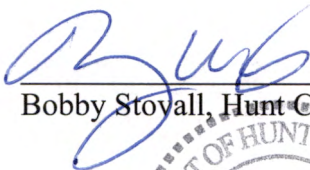
This affidavit must state the amount of cash and other assets that are in the custody of the county treasurer at the time of the examination. (LGC 114.026) **Month End Balance: \$66,389,930.66**

Therefore, Brittni Turner, County Treasurer of Hunt County, Texas, who being fully sworn, upon oath says that the within and foregoing report is true and correct to the best of her knowledge.

This report will be filed with accompanying reports this 10<sup>th</sup> day of October, 2023.

  
Brittni Turner, Hunt County Treasurer

Commissioners' Court having compared and examined the Treasurer's Report as presented and subject to independent auditor's review, certify the report to be correct and therefore request it be filed with the official minutes of this meeting. LGC 114.026(c)


  
Bobby Stoyall, Hunt County Judge

  
Mark Hutchins, Comm., Pct #1

  
David Monroe, Comm., Pct #2

  
Phillip Martin, Comm., Pct #3

  
Steven Harrison, Comm., Pct #4



**Hunt County Treasurer  
Monthly Report  
August 2023**

Hunt County Funds	Beginning Balance	Money Received	Money Disbursed	Transfer In/Out Investment	Month End Balance
<b>10-GENERAL</b>	3,761,083.63	1,757,627.32	-3,083,205.05	0.00	<b>2,435,505.90</b>
<b>10-Texas CLASS G.O.</b>	11,828,112.91	55,123.93	0.00	0.00	<b>11,883,236.84</b>
<b>10-TexPool Investment</b>	1,148,472.56	5,174.32	0.00	0.00	<b>1,153,646.88</b>
<b>10-TexStar Investment</b>	3,003,013.00	13,511.05	0.00	0.00	<b>3,016,524.05</b>
<b>10-Inwood Nat'l Bank CD # 8263</b>	624,032.01	1,855.00	0.00	0.00	<b>625,887.01</b>
<b>10-Inwood Nat'l Bank CD # 6260</b>	563,365.39	2,392.38	0.00	0.00	<b>565,757.77</b>
<b>10-Logic G.O.</b>	16,204,018.33	52,745.30	0.00	<b>-15,000,000.00</b>	<b>1,256,763.63</b>
<b>10-General Fund Totals:</b>	<b>37,132,097.83</b>	<b>1,888,429.30</b>	<b>-3,083,205.05</b>	<b>-15,000,000.00</b>	<b>20,937,322.08</b>
<b>15-Exchange Bldg</b>	1,647,201.69	28,926.98	-34,961.54	0.00	<b>1,641,167.13</b>
<b>20-Law Library</b>	57,209.71	5,082.16	-2,967.00	0.00	<b>59,324.87</b>
<b>21-R&amp;B #1</b>	152,902.44	157,151.94	-402,918.88	125,000.00	<b>32,135.50</b>
<b>21-R&amp;B #1, Texas CLASS</b>	977,884.93	4,557.35	0.00	0.00	<b>982,442.28</b>
<b>21-R&amp;B #1, TexPool Invest.</b>	53,550.61	241.29	0.00	0.00	<b>53,791.90</b>
<b>21-R&amp;B #1, Logic</b>	636,076.62	2,524.55	0.00	-125,000.00	<b>513,601.17</b>
<b>21-R&amp;B #1 Fund Totals:</b>	<b>1,820,414.60</b>	<b>164,475.13</b>	<b>-402,918.88</b>	<b>0.00</b>	<b>1,581,970.85</b>
<b>22-R&amp;B #2</b>	152,906.37	256,010.48	-682,688.64	450,000.00	<b>176,228.21</b>
<b>22-R&amp;B #2, Texas CLASS</b>	955,881.24	3,981.33	0.00	-350,000.00	<b>609,862.57</b>
<b>22-R&amp;B #2, TexPool Invest.</b>	53,543.30	241.19	0.00	0.00	<b>53,784.49</b>
<b>22-R&amp;B #2, Logic</b>	222,151.35	687.13	0.00	-100,000.00	<b>122,838.48</b>
<b>22-R&amp;B #2 Fund Totals:</b>	<b>1,384,482.26</b>	<b>260,920.13</b>	<b>-682,688.64</b>	<b>0.00</b>	<b>962,713.75</b>
<b>23-R&amp;B #3</b>	156,726.59	84,274.17	-233,861.04	100,000.00	<b>107,139.72</b>
<b>23-R&amp;B #3, Texas CLASS</b>	863,333.16	4,023.50	0.00	0.00	<b>867,356.66</b>
<b>23-R&amp;B #3, TexPool Invest</b>	96,914.44	436.64	0.00	0.00	<b>97,351.08</b>
<b>23-R&amp;B #3, Logic</b>	681,963.35	2,824.18	0.00	-100,000.00	<b>584,787.53</b>
<b>23-R&amp;B #3 Fund Totals:</b>	<b>1,798,937.54</b>	<b>91,558.49</b>	<b>-233,861.04</b>	<b>0.00</b>	<b>1,656,634.99</b>
<b>24-R&amp;B #4</b>	146,135.56	131,270.76	-137,425.33	0.00	<b>139,980.99</b>
<b>24-R&amp;B #4, Texas CLASS</b>	930,672.27	4,337.34	0.00	0.00	<b>935,009.61</b>
<b>24-R&amp;B #4, TexPool Invest</b>	55,232.54	248.87	0.00	0.00	<b>55,481.41</b>
<b>24-R&amp;B #4, Logic</b>	118,900.27	552.60	0.00	0.00	<b>119,452.87</b>
<b>24-R&amp;B #4 Fund Totals:</b>	<b>1,250,940.64</b>	<b>136,409.57</b>	<b>-137,425.33</b>	<b>0.00</b>	<b>1,249,924.88</b>
<b>25-Health Private</b>	-4,656.02	5,088.59	-6,208.90	0.00	<b>-5,776.33</b>
<b>26-State Health Services</b>	-24,025.49	37,382.68	-30,990.74	0.00	<b>-17,633.55</b>
<b>27-Hunt County Grants</b>	66,767.36	2,698.60	-1,745.04	0.00	<b>67,720.92</b>
<b>41-American Rescue Plan Funds</b>	0.00	83,286.56	-210,586.77	127,300.21	<b>0.00</b>
<b>41-ARPA Funds - Texas CLASS</b>	10,791,292.63	50,035.24	0.00	-127,300.21	<b>10,714,027.66</b>
<b>41-ARPA Funds - Totals:</b>	<b>10,791,292.63</b>	<b>133,321.80</b>	<b>-210,586.77</b>	<b>0.00</b>	<b>10,714,027.66</b>
<b>44-Road Bonds</b>	0.00	0.00	-227,997.34	227,997.34	<b>0.00</b>
<b>44-Road Bonds, Logic</b>	4,280,159.99	19,104.99	0.00	-227,997.34	<b>4,071,267.64</b>
<b>44-Road Bond Totals:</b>	<b>4,280,159.99</b>	<b>19,104.99</b>	<b>-227,997.34</b>	<b>0.00</b>	<b>4,071,267.64</b>
<b>45-Capital Improvement</b>	0.00	0.00	0.00	0.00	<b>0.00</b>
<b>45-Capital Improvement Logic</b>	944,982.90	26,955.76	0.00	<b>15,000,000.00</b>	<b>15,971,938.66</b>
<b>45-Capital Improvement TxPool</b>	3,482,241.93	15,688.89	0.00	0.00	<b>3,497,930.82</b>
<b>45-Capital Improvement Totals:</b>	<b>4,427,224.83</b>	<b>42,644.65</b>	<b>0.00</b>	<b>15,000,000.00</b>	<b>19,469,869.48</b>
<b>61-Right of Way Fund</b>	13,165.62	0.00	0.00		<b>13,165.62</b>
<b>61-Right of Way Fund TxPool</b>	9,994.20	45.03	0.00		<b>10,039.23</b>
<b>61-Right of Way Fund Totals</b>	<b>23,159.82</b>	<b>45.03</b>			<b>23,204.85</b>

**Hunt County Treasurer  
Monthly Report  
August 2023**

Hunt County Funds	Beginning Balance	Money Received	Money Disbursed	Transfer In/Out Investment	Month End Balance
66-Self-Insured Insurance Fund	-448,185.88	567,063.46	-529,483.94	0.00	<b>-410,606.36</b>
66-Self-Insured Ins. - Texas Class	104,309.77	486.14	0.00	0.00	<b>104,795.91</b>
<b>66-Self Insurance Fund Totals:</b>	<b>-343,876.11</b>	<b>567,549.60</b>	<b>-529,483.94</b>	<b>0.00</b>	<b>-305,810.45</b>
68-JP, DDC Fee Fund	79,091.24	180.00	-1,393.39		<b>77,877.85</b>
70-Voter Admin 19	0.00	8,111.25	-15,266.00		<b>-7,154.75</b>
71-DC Records Management	16,058.57	2.84	0.00		<b>16,061.41</b>
72-HAVA/CARES Grant	0.00	0.00	0.00		<b>0.00</b>
74-Elections Special	103,665.56	0.00	0.00		<b>103,665.56</b>
75-CA-DWI	18,519.62	235.82	0.00		<b>18,755.44</b>
77-PreTrial Intervention	176,665.19	3,539.00	-1,098.86		<b>179,105.33</b>
81-CC RMPF	6,075.81	25,605.42	-4,407.64	-19,982.71	<b>7,290.88</b>
81-CC RMPF - Texas Class	1,335,571.65	6,272.58	0.00	19,982.71	<b>1,361,826.94</b>
<b>81-CC RMPF Totals</b>	<b>1,341,647.46</b>	<b>31,878.00</b>	<b>-4,407.64</b>	<b>0.00</b>	<b>1,369,117.82</b>
82-Courthouse Security	237,728.16	6,266.49	-2,534.34		<b>241,460.31</b>
83-Justice Court Sec.	62,289.01	196.35	-52.82		<b>62,432.54</b>
84-District Clerk Archive	71,985.27	0.00	0.00		<b>71,985.27</b>
85-Co & District Court Techn	19,562.58	121.83	0.00		<b>19,684.41</b>
86-County Record Preservation	181,009.97	4,541.14	0.00		<b>185,551.11</b>
87-Justice Court Technology	32,232.51	661.40	-1,130.04		<b>31,763.87</b>
88-County Clerk Archive	918,234.88	24,260.00	0.00		<b>942,494.88</b>
89-County Record Mgt Preserve	135,515.81	1,101.28	0.00		<b>136,617.09</b>
91-TCOLE	54,115.57	0.00	-7,222.03		<b>46,893.54</b>
95-Juv Prob. Local Funds	516,191.07	17,649.87	-79,453.43		<b>454,387.51</b>
96-Juv Prob Grant Funds	85,934.25	6,636.56	-55,441.33		<b>37,129.48</b>
<hr/>					
50-Debt Service (I&S)	270,791.27	9,643.95	-143,336.25	0.00	<b>137,098.97</b>
50-Debt Service TexPool Inv	158,360.78	713.47	0.00	0.00	<b>159,074.25</b>
<b>50-Debt Service Fund Totals:</b>	<b>429,152.05</b>	<b>10,357.42</b>	<b>-143,336.25</b>	<b>0.00</b>	<b>296,173.22</b>
<hr/>					
<b>Total of Funds:</b>	<b>52,576,717.05</b>	<b>2,749,588.32</b>	<b>-5,156,305.63</b>	<b>0.00</b>	<b>66,389,930.66</b>

**Hunt County Treasurer  
Monthly Report  
August 2023**

**HUNT COUNTY DEBT**

	<b>Mo. Beginning</b>	<b>Payment</b>	<b>Balance Due</b>
Reserve St Comptroller I	\$694,878.25	-\$1,888.23	<b>\$692,990.02</b>
Reserve St Comptroller II	\$0.00	\$0.00	<b>\$0.00</b>
Reserve St Comptroller III	\$160,756.35	-\$2,960.00	<b>\$157,796.35</b>
2015 Tax Notes	\$0.00	\$0.00	<b>\$0.00</b>
2017 Road Bonds Payable	\$5,170,000.00	\$0.00	<b>\$5,170,000.00</b>
2021 Road Bonds Payable	\$5,020,000.00	\$0.00	<b>\$5,020,000.00</b>
Bond Premium Payable	-\$57,943.50	\$0.00	<b>-\$57,943.50</b>
2017 Road Bond Premium	\$289,750.00	\$0.00	<b>\$289,750.00</b>
2021 Road Bond Premium	\$330,337.50	\$0.00	<b>\$330,337.50</b>
Liability Comp Absence	\$605,957.00	\$0.00	<b>\$605,957.00</b>
R&B 3 Equipmnt SPFC	\$0.00	\$0.00	<b>\$0.00</b>
R&B 1 770G M/G BB&T	\$0.00	\$0.00	<b>\$0.00</b>
R&B 1 770G M/G RDO	\$0.00	\$0.00	<b>\$0.00</b>
R&B 2 M/G BCI Capital	\$0.00	\$0.00	<b>\$0.00</b>
R&B 4 Loaders BCI Capital	\$0.00	\$0.00	<b>\$0.00</b>
SRC Excavator CAT Financial	\$0.00	\$0.00	<b>\$0.00</b>
OPEB Pension Liability	\$12,655,364.00	\$0.00	<b>\$12,655,364.00</b>
GASB 68 Pension Liability	\$6,514,278.00	\$0.00	<b>\$6,514,278.00</b>
Def. Resource Inflow Pensn	\$2,883,459.00	\$0.00	<b>\$2,883,459.00</b>
Def. Inflow Resources-OPEB	\$1,714,843.00	\$0.00	<b>\$1,714,843.00</b>
Totals:	<b>\$35,981,679.60</b>	<b>-\$4,848.23</b>	<b>\$35,976,831.37</b>

## Invested Funds August 2023

GENERAL Fund	Rate	Month Balance	
Logic	5.4721%	1,256,763.63	6.79%
Texpool	5.3047%	1,153,646.88	6.24%
Texstar	5.2974%	3,016,524.05	16.30%
Texas CLASS	5.4752%	11,883,236.84	64.23%
Inwood Ntl CD 8263 - Maturity Date 10/10/23	3.5000%	625,887.01	3.38%
Inwood Ntl CD 6260 - Maturity Date 06/13/24	3.5000%	565,757.77	3.06%
<b>TOTAL:</b>		<b>18,501,816.18</b>	<b>100.00%</b>

Road & Bridge 1	Rate	Month Balance	
Logic	5.4721%	513,601.17	33.14%
Texpool	5.3047%	53,791.90	3.47%
Texas CLASS	5.4752%	982,442.28	63.39%
<b>TOTAL:</b>		<b>1,549,835.35</b>	<b>100.00%</b>

Road & Bridge 2	Rate	Month Balance	
Logic	5.4721%	122,838.48	15.62%
Texpool	5.3047%	53,784.49	6.84%
Texas CLASS	5.4752%	609,862.57	77.54%
<b>TOTAL:</b>		<b>786,485.54</b>	<b>100.00%</b>

Road & Bridge 3	Rate	Month Balance	
Logic	5.4721%	584,787.53	37.74%
Texpool	5.3047%	97,351.08	6.28%
Texas CLASS	5.4752%	867,356.66	55.98%
<b>TOTAL:</b>		<b>1,549,495.27</b>	<b>100.00%</b>

Road & Bridge 4	Rate	Month Balance	
Logic	5.4721%	119,452.87	10.76%
Texpool	5.3047%	55,481.41	5.00%
Texas CLASS	5.4752%	935,009.61	84.24%
<b>TOTAL:</b>		<b>1,109,943.89</b>	<b>100.00%</b>

Capital Improvement	Rate	Month Balance	
Logic	5.4721%	15,971,938.66	82.03%
Texpool	5.3047%	3,497,930.82	17.97%
<b>TOTAL:</b>		<b>19,469,869.48</b>	<b>100.00%</b>

ARPA Funds	Rate	Month Balance	
Texas CLASS	5.4752%	10,714,027.66	100.00%
<b>TOTAL:</b>		<b>10,714,027.66</b>	<b>100.00%</b>

Self-Insurance Fund	Rate	Month Balance	
Texas CLASS	5.4752%	104,795.91	100.00%
<b>TOTAL:</b>		<b>104,795.91</b>	<b>100.00%</b>

# Invested Funds August 2023

Co. Clerk Records Mgmt & Preservation	Rate	Month Balance	
Texas CLASS	5.4752%	1,361,826.94	100.00%
<b>TOTAL:</b>		<b>1,361,826.94</b>	<b>100.00%</b>

(Also at 100% each as stated below)

Logic: Road Bonds	4,071,267.64
TexPool: Right of Way	10,039.23
TexPool: Debt Service I&S	159,074.25

**Total Investments:** **\$59,388,477.34**